

Crear un pequeño módulo para
educación a distancia



Excelencia educativa

MODULO 1

“The Town”

Gabriela Gamero



Colegio Sagrado Corazón Luz y Guía N° 8229

MÓDULO SEMANA 1

E-LEARNING

3er GRADO

ÁREA INGLÉS: "THE TOWN"

INTRODUCTION:

Hello and welcome to this module with material for online practice. I am Gabriela Gamero your English teacher. This module will help you and your family organize your activities to do at home. Use simple language and a clear explanation of the activities you have to do.

Exercise 1:

Watch the short film called "Town"

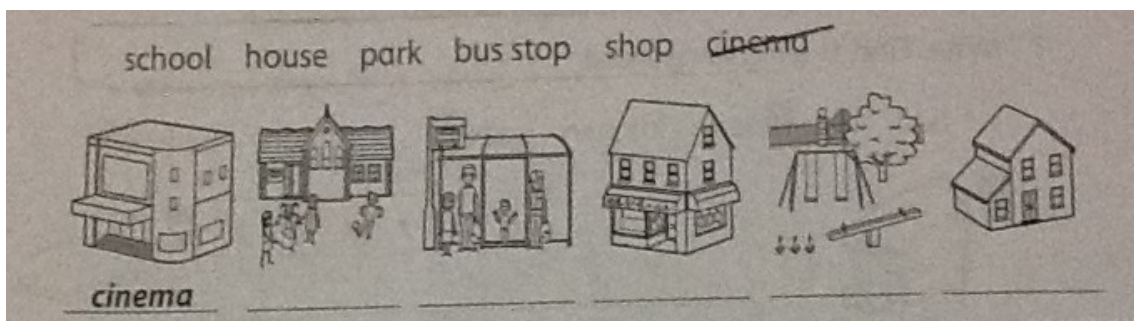


Watch the short film at <https://www.youtube.com/watch?v=EfD2k9beP-4>

AFTER WATCHING THE VIDEO

Exercise 2:

Write the names of the places in the town.



Exercise 3

Colour the places in exercise 2.

- 1) Colour the bus stop blue.
- 2) Colour the cinema red.
- 3) Colour the house orange.
- 4) Colour the park green.
- 5) Colour the school yellow.
- 6) Colour the shop brown.

Exercise 4



Where are the town places?

A 4x5 grid puzzle for identifying town places. The grid is divided into four rows (1-4) and five columns (A-E). Row 1: A: house; B: pond; C: bushes; D: bushes; E: shop. Row 2: A: grass; B: bus stop; C: car; D: grass; E: grass. Row 3: A: school; B: tree; C: tree; D: park; E: trees. Row 4: A: fence; B: fence; C: cinema; D: bushes; E: bushes. A dashed vertical line is between columns B and C, and a dashed horizontal line is between rows 2 and 3.

house A 1 school
 cinema park and
 shop bus stop

Exercise 5

Find the differences between the cities. Circle them.



Explicación para los padres: Se deben leer los ejercicios antes de ser realizados para chequear vocabulario desconocido.



Send a photo of the activities to your teacher's mail: mail profesoragamosagradocorazon@gmail.com deadline Friday 8pm. If you have any questions ask from Monday to Friday from 8am to 2pm

CLOSURE:

Congratulations! You finished the first online English module!